



Your guide to choosing
COLORSTEEL®



COLORSTEEL® Grey Friars, Tray Profile
Jack's Point, Queenstown

COLORSTEEL® is made, tested and trusted for New Zealand conditions

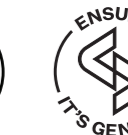
For over 40 years, COLORSTEEL® has been helping New Zealanders transform their environments. From Kiwi baches to architectural masterpieces, from small homes to commercial buildings, we do more than put roofs over people's heads and protect them from the elements.

We help create the spaces and the places where life happens; where families are raised and where memories are made, where new things are created and where old things are restored. A New Zealand way of building for a New Zealand way of life.

But as New Zealanders lives change, so do we. Driven by a desire to create better, stronger and more beautiful every day, we are constantly building on our foundation of practical knowledge, experience and understanding to think differently and deliver intelligent solutions for real applications.

We're proud to introduce COLORSTEEL® Next Generation with Activate™ technology.

Designed to deliver enhanced corrosion resistance, bringing the perfect blend of flexibility, strength, design and durability to people's lives.



COLORSTEEL® Solutions

We're fortunate to live in New Zealand, but with such beautifully diverse landscapes comes equally varied conditions. Alpine regions to harsh West Coast beaches, geothermal locations to urban city suburbs. You need roofing and cladding that can stand up to a range of environments.

COLORSTEEL® – designed, tested and approved to stand up to New Zealand's unique environments and become a part of them.




COLORSTEEL® Gull Grey, Tray Profile
Wainuiomata



Rest assured, no matter where your project is, roofing or cladding, residential or commercial, we have a solution that you can trust. Made tough, yet forsakes nothing when it comes to aesthetic appeal, boasting a large range of colours and profiles.

Introducing the Next Generation

NEW COLORSTEEL® MAXAM™
Superior protection for Mild inland environments to Very Severe coastal environments



COLORSTEEL® MAXAM™, the next generation with Activate™ technology. Bringing together the outstanding quality and consistency COLORSTEEL® is known for, with game changing Activate™ technology, designed to deliver enhanced corrosion resistance. One solution suitable for most New Zealand environments, providing exceptional durability and corrosion protection, from alpine regions to urban city centres.

COLORSTEEL ALTIMATE®
Ultimate protection for Extremely Severe marine and breaking surf environments



Combines a marine grade aluminium substrate with the proven paint technology of COLORSTEEL®, designed for superior corrosion protection within our most extreme salt water exposed conditions. Your COLORSTEEL® supplier is the best person to recommend if this is the COLORSTEEL® solution you need for your project.

COLORSTEEL DRIDEX®
Create a warmer, drier and healthier home with DRIDEX®



An innovative solution that delivers superior condensation absorption and enhanced ventilation. Dridex® combines a thin layer of specialised absorbent fleece to the underside of any COLORSTEEL® sheet, negating the need for roofing underlay. It works to absorb accumulating moisture from the roof cavity and then releases it when conditions improve.

Our Environments




Our colour range is inspired by our home; the beautiful, diverse and ever-changing landscape of Aotearoa, New Zealand. All COLORSTEEL® products undergo intense, long-term exposure testing to ensure the colour performance and durability of your roof or cladding.



COLORSTEEL® Lichen, Tray Profile
Awaawaroa House, Waiheke

The right colour should work harmoniously with the rest of your home, the surrounding environment and should reflect your own style and personality. Think about what you like, the surrounding landscape and other homes around you.


Choosing the right colour and profile is an important decision and we understand it can sometimes be hard to visualise. Try the COLORSTEEL® Roof Visualiser at colorsteel.co.nz to help take the guesswork out of realising your vision.



As an island nation, the coast provides some of our most loved experiences. From work to play and from east to west, the coast offers a fresh palette inspired by sea, sky and sand.



COLORSTEEL TidalDrift® Matte, Tray Profile
Christchurch



TidalDrift® Matte blends well with the colours found on a tidal beach. Washed up shells, charred timber and stones are the flotsam and jetsom of the shore line. In this palette, charred timber cladding, is combined with sandy timber decking, natural cork flooring and cool grey tiles. The perfect palette for a low maintenance bach overlooking the ebb and flow of the tide.


Coast




TITANIA




SANDSCAPE®




SANDBAR™



GULL GREY



TIDALDRIFT® MATTE



NEW DENIM BLUE

New Zealand has an abundance of bush and rural landscapes. This rich diversity of flora and fauna provide inspiration for a range of colours that sit naturally within the surrounding environments.




COLORSTEEL® Ebony, Corrugate Profile
Wellington




Ebony is that moment - the silhouette of the land against the ocean or fiord as it plunges into the sea. Not for the faint hearted, it has a distinct identity that holds its own against other bolder colours or architectural forms. A contemporary home that is not afraid to stand out.




TUITUFT®




MIST GREEN




PERMANENT GREEN



FLAXPOD® MATTE



FLAXPOD®



EBONY

Flora


The volcanic heart of our country is made up of rock, clay and soil that supports a diversity of life and colour. An earthy palette of light brown through to deep dark reds.




COLORSTEEL® Scoria, Trapezoidal Profile
Wānaka




Scoria's warmth is paired with NZ South Island Cherry beech. This palette is designed with the farmhouse in mind, an orchard outside and earth damp from the rain. Warm modern finishes are contrasted against light greys and natural linens. Combined with a farmhouse table and a bowl of freshly picked fruit and you have a home that feels right for its land.




LICHEN




IRONSAND




SLATE



KARAKA



PIONEER RED



SCORIA

Terra


The mountains and ranges offer space to live and explore. The Alpine palette is cool and considered, moving from granite greys to the brilliant whites of our snow-capped peaks.




COLORSTEEL® Grey Friars, Tray Profile
Jack's Point, Queenstown




CLOUD




STONEPEAK™ MATTE




SANDSTONE GREY



THUNDER GREY



GREY FRIARS



WINDSOR GREY



Grey Friars is a much loved roofing colour with a hint of blue. This palette is designed with a cottage in mind, with the weathered oak kitchen table at the heart of the house, blue tiles, a cool grey benchtop to make pastry, and a white weatherboard exterior. A home where the patina of daily life adds to its character.

Alpine

Introducing COLORSTEEL® Matte

Design without compromise.

When it comes to great design, every element is considered. From shape and form, to colour and texture – the details matter.

With a growing trend for matte finishes and industrial colour palettes, COLORSTEEL® Matte allows you to achieve your design vision without compromise.

COLORSTEEL® Matte - An innovative and premium paint technology using micro-wrinkle technology to diffuse light, creating a unique lustred surface and a soft textured look, revealing the true tone and depth of colour not seen in other finishes.


A refined choice which proves beauty is in the detail, when transforming the look of your home.




COLORSTEEL TidalDrift® Matte,
Internal Insulated Panels, Pauanui




COLORSTEEL FlaxPod® Matte, Trapezoidal Profile
Waihi



FLAXPOD® MATTE



TIDALDRIFT® MATTE




STONEPEAK™ MATTE

Introducing COLORSTEEL DRIDEX®

The better way to roof.

COLORSTEEL DRIDEX® helps to create warmer, drier and healthier New Zealand homes.

It combines a thin layer of specialised absorbent fleece to the underside of the COLORSTEEL® sheet, negating the need for roofing underlay.



Dridex® absorbs accumulating moisture from the roof cavity and then releases it when conditions improve, delivering superior condensation absorption and enhanced ventilation.

Due to the lightweight properties of water vapour, it tends to find its way into the ceiling cavity, which is why the ceiling is often the first place you will find mould, a known trigger of asthma. Dridex® works to help reduce mould and other pollutants associated with asthma; awarded the Sensitive Choice by the National Asthma Council, giving you reassurance you have the right product for a warmer, drier and healthier home.



COLORSTEEL
DRIDEX® delivers
a warmer, drier
environment, offers
superior air flow and
saves time during
installation.



Finishes

COLORSTEEL® offers a range of painted finishes, including our most popular Classic Finish, with some of our top performers available in Lower Gloss and, for something truly unique and special, you can choose from our premium Matte range.

Rest assured, product performance is not impacted by your choice of colour or finish. Product warranties relate to your project's environmental climatic conditions.



When selecting your colour and finish, there's no substitute for the real thing. Scan the QR code to order your genuine COLORSTEEL® samples, delivered straight to your door, helping you design your home's aesthetic from the outside in with ease.

CLASSIC FINISH

The traditional COLORSTEEL® finish, used on New Zealand homes for generations.


LOW GLOSS FINISH

A contemporary finish with a subtler sheen than our traditional classic finish. Colours in a low gloss finish will appear lighter than the classic finish alternative of the same colour.

◐ depicts colours available in both the classic and low gloss finish

MATTE FINISH

Featuring innovative micro-wrinkle technology, COLORSTEEL® Matte is designed to diffuse light, creating a unique lustrous surface and a soft textured look.




TUITUFT®




CLOUD




TITANIA




SANDSCAPE®




GULL GREY




STONEPEAK™ MATTE




SANDSTONE GREY




TIDALDRIFT® MATTE




SANDBAR™




LICHEN




MIST GREEN




PERMANENT GREEN




PIONEER RED




SCORIA



IRONSAND




KARAKA




NEW DENIM BLUE




GREY FRIARS




THUNDER GREY




WINDSOR GREY
(LOW GLOSS ONLY)




SLATE



FLAXPOD® MATTE



FLAXPOD®



EBONY



Profiles

A profile is the curve, wave or shape of the COLORSTEEL® applied to your roof or wall cladding. It plays a significant role in the overall design look and feel of your project.



We know it can be hard to visualise what might look best, so scan the QR code to try different options with the COLORSTEEL® Roof Visualiser.

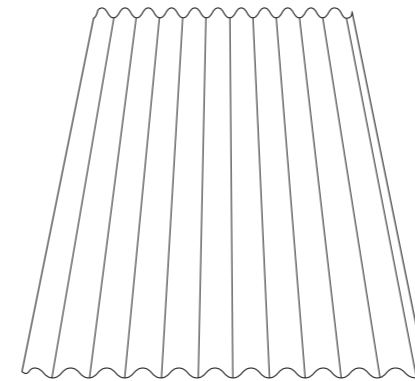


COLORSTEEL® Ironsand Low Gloss, Tray Profile
Lake Wakatipu, Queenstown

Explore the three main categories of profiles. Each COLORSTEEL® supplier will have their own unique profile designs, so work with your supplier to select what is right for your project.

CORRUGATE

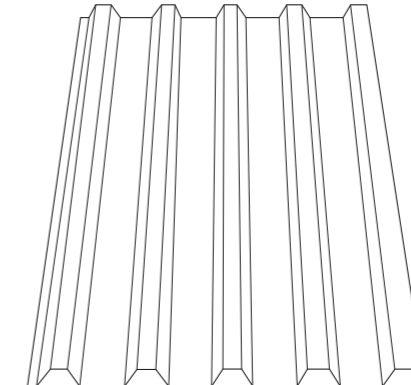
This traditional and classic design has been used on homes across the country for generations. The timeless symmetrical, wave-like pattern of corrugate looks great on villa reroofs but works equally well as cladding on modern architectural designs.



Corrugate

TRAPEZOIDAL

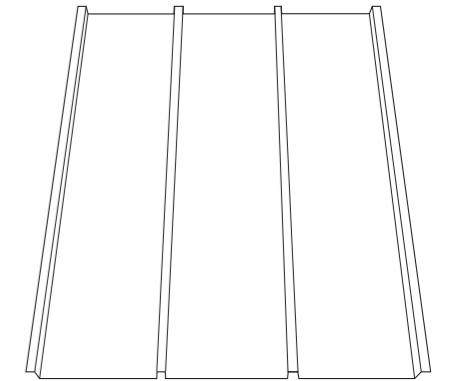
The crisp, clean lines of this profile add a modern touch to any building. Trapezoidal profiles are versatile and have a high strength to weight ratio, not only looking great but also being a perfect choice for a wide variety of applications.



Trapezoidal

TRAY

The sleek aesthetic of the tray profile has made it a favourite with architects and designers for contemporary homes. Its minimalistic design and discreet fastenings make it a popular choice for wall cladding as well as roofing.



Tray

Ensure it's Genuine

There is only one COLORSTEEL® – it's made in New Zealand, by New Zealand Steel, for New Zealand conditions.

For over 40 years COLORSTEEL® has proven itself to be New Zealand's favourite, used on everything from classic villas and contemporary masterpieces, to rural buildings and commercial structures. Not all roofing and cladding products are created equal, so always confirm with your supplier that you are getting genuine COLORSTEEL® and ask for a copy of your COLORSTEEL® warranty.

For more information on ensuring you are getting genuine COLORSTEEL® refer to colorsteel.co.nz



OUR ROOFING PERFORMANCE WARRANTY*

		Environmental Categories				
		MILD	MODERATE	SEVERE	VERY SEVERE	EXTREMELY SEVERE
MAXAM™ & DRIDEX®	Perforation	50 years	40 years	30 years	20 years	Not recommended
	Paint	18 years	18 years	15 years	15 years	Not recommended
ALTIMATE®	Perforation	50 years	40 years	30 years	30 years	25 years
	Paint	18 years	18 years	15 years	15 years	15 years

* This chart is a guide only and applies to roofing. Design, position and other factors can influence which product is recommended. For full details, including information on the environmental categories and applications like cladding and guttering, please visit colorsteel.co.nz/warranty or scan the QR code.



REFLECTIVITY & GLARE**

COLOUR	TSR	LRV
CLOUD	69%	74%
EBONY	5%	5%
EBONY LOW GLOSS	5%	5%
FLAXPOD®	21%	7%
FLAXPOD® LOW GLOSS	22%	7%
FLAXPOD® MATTE	20%	6%
GREY FRIARS	26%	10%
GREY FRIARS LOW GLOSS	27%	11%
GULL GREY	57%	51%
IRONSAND	25%	8%
IRONSAND LOW GLOSS	25%	8%
KARAKA	24%	8%
LICHEN	42%	28%
MIST GREEN	39%	25%
NEW DENIM BLUE	24%	11%

COLOUR	TSR	LRV
PERMANENT GREEN	25%	10%
PIONEER RED	35%	12%
SANDBAR™	48%	34%
SANDSCAPE®	66%	66%
SANDSTONE GREY	41%	27%
SANDSTONE GREY LOW GLOSS	42%	27%
SCORIA	30%	10%
SLATE	25%	9%
STONEPEAK™ MATTE	53%	48%
THUNDER GREY	29%	12%
TIDALDRIFT® MATTE	29%	13%
TITANIA	66%	68%
TUITUFT®	66%	68%
WINDSOR GREY LOW GLOSS	20%	7%

TSR: Total Solar Reflectance LRV: Light Reflectance Value

** The TSR and LRV percentages listed in this colour chart are accurate at the time of printing. Please note that these values are subject to a tolerance of ±5%. Factors such as production tolerances, natural weathering and environmental conditions may impact the quoted values. For the most up-to-date TSR and LRV values, we recommend referring to our website, where any revisions or updates will be reflected. It is important to verify the current values prior to making any decisions or selections based on these metrics.





NOTE: Buyers and users of New Zealand Steel Limited products and services must make their own assessment of the products for their own conditions. All queries regarding product specification, purpose or application should be directed to New Zealand Steel Limited, phone 0800 697 833. New Zealand Steel Limited reserves the right to modify products, techniques, equipment and statements to reflect improvements in the manufacture and application of its products. The information contained in this brochure is accurate as at May 2024 and supplied without prejudice to New Zealand Steel Limited's standard terms and conditions of sale. In the event of conflict between this information and the standard terms and conditions, the standard terms and conditions prevail. COLORSTEEL®, MAXAM™, Activate™, Altimate®, Dridex®, FlaxPod®, TidalDrift®, TuiTuft®, SandBar™, SandScape® and StonePeak™ are registered trademarks of New Zealand Steel Limited. Copyright© New Zealand Steel Limited, May 2024. 113757

COLORSTEEL.CO.NZ

